



SEARCHLIGHTS

SL 300 LASER – RS250 BUS

- 500 Watt
- 220-240 Volts / 50-60 Hz
- Range: 9800 meters/1 lux
- Divergence: 1,5-20 degrees

Polarlight has developed the next generation marine searchlight based on laser technology called **SL300LASER**.

Laser is considered as the forth and last generation light source after incandescent, tungsten, fluorescent, discharge and LED light. Laser brings searchlight technology a major step forward eliminating use of traditional bulbs, reflectors, ignitors and lamp ballasts.

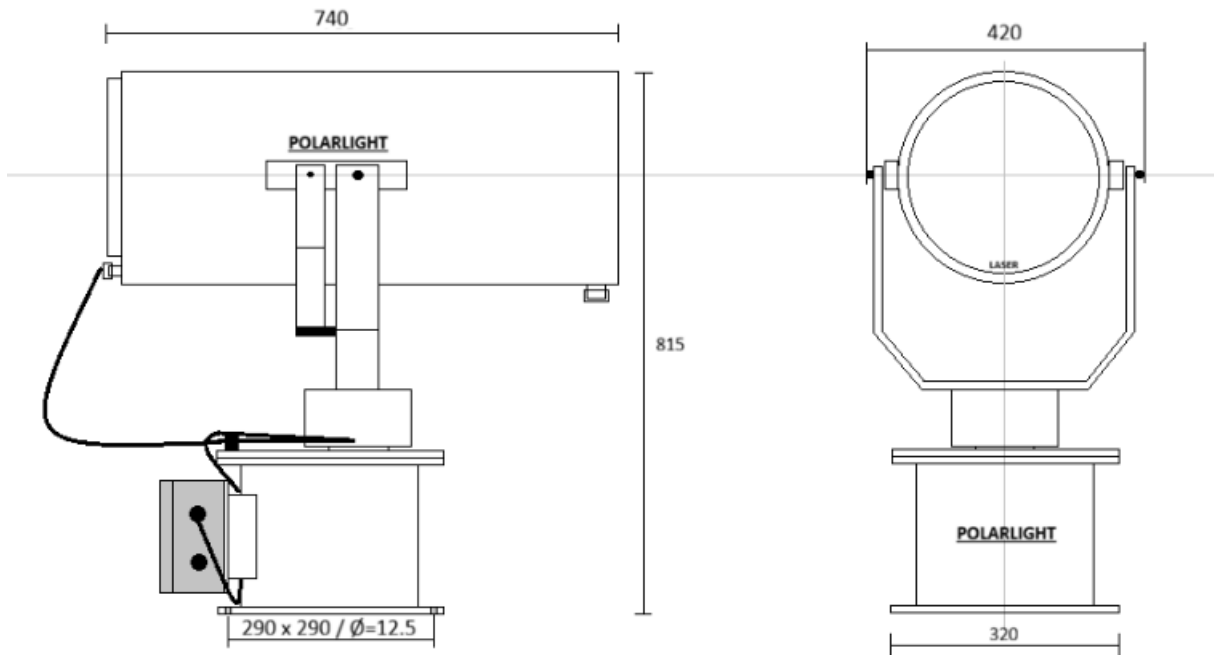
The installation is much simpler than for a HMI or XBO searchlight, the light performance better than any searchlights on the market, the power consumption is very low, equal to LED and the amount of parts used during the manufacturing process is also heavily reduced compared to a searchlight based on traditional gas discharge lamp technology (HMI/XBO) or LED.

The new SL300LASER searchlight has a brand new developed searchlight drum with a compact diameter of only 300mm. The front glass design is completely flush without any screws or fittings, especially designed to avoid build up or packing of snow and ice in addition to many other features never seen before in the marine searchlight industry.


Features:

- Range: 9800 meters/1 lux
- 500 watt laser power, total 700w searchlight power
- No warm up time, 100% light output from start
- Superior focus performance. 1.5-20 degree stepless spread angle.
- No «dark zone» in middle of beam at wide spread angle, 100% even light distribution
- No need for lamp change. 12 000 hrs lifetime for laser.
- No need to clean or replace aging reflectors due to loss of light performance
- Brand new drum design, flush front pane developed to avoid build up of snow and ice
- Manufactured in powder coated sea water resistant Aluminium. Excellent heat management.
- Position indication of all searchlights in control panel
- Weight: 52 kg.
- 96 million candela
- 300 mm ultra small searchlight drum diameter
- Reduced maintenance time and operational cost
- No stray light or light pollution outside light beam
- 6-7 times longer range than LED, double of HMI lamps.
- No external power supplies
- Superb EMC compatibilities, no disturbances to other Electrical equipment onboard
- Very suitable to detect ice, color temperature has a major part of blue spectrum. Same as for Xenon.
- Integrated self regulating heaters in drum and motor unit
- Network operated. Up to 6 searchlights can be operated from an unlimited amount of control panels
- Adjustable speed

Technical measurements:



Control panel:

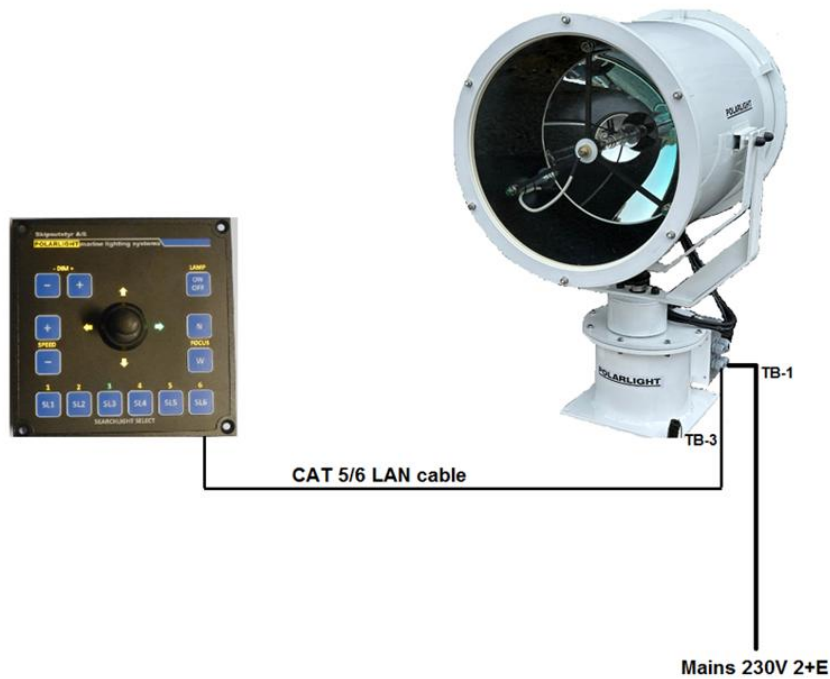


PANEL MEASUREMENTS:

L x B = 140x140mm
 Screw holes: M4 128x128mm
 Desk cutout: 120x120mm
 Depth: 30mm


M4 countersunk screw

Single searchlight installation example:



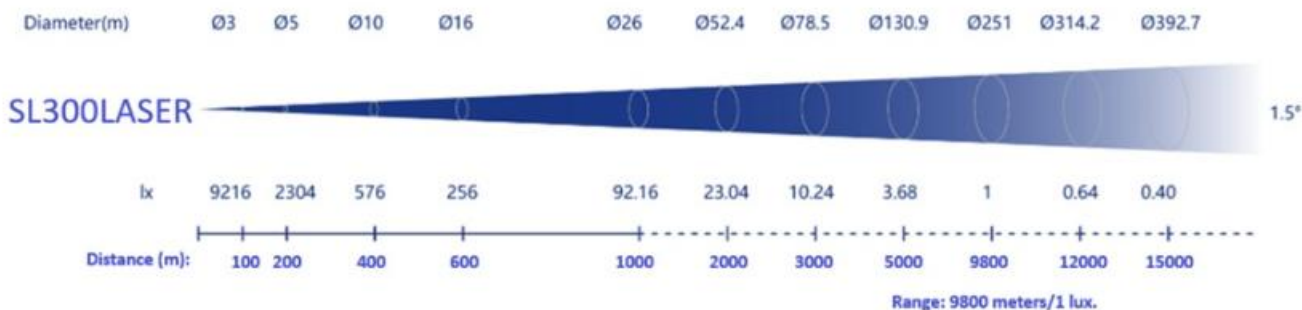
Several additional panels and/or searchlights can later be added to the network.

Multi searchlight and panel installation example:



Light distribution diagram at 1.5 degree spread angle:


Optical datas at minimum spread angle (1.5 degree):




Range: 9800 meters/1 lux.

Spread angle is stepless adjustable between 1.5-20 degrees from control panel.

Pictures from live use:





SL300 Laser pointing to right. 1600W Xenon searchlight pointing to left in both pictures above.

Pictures taken by B.Norheim.

For further information, questions or quotations, please contact:

Manufacturer:

Agent:

Skipsutstyr AS

Havet 22(2)
8372 Gravdal
NORWAY

Web: www.skipsutstyr.com

E-mail: post@skipsutstyr.com